

# The Society's Library

## — The Lord Ventry Airship Collection

Following the death of Lord Ventry [The Hon A.F. De Moleyns] (1898-1987) the Society's Library received a large quantity of material (including many hundreds of photographs) recording the development of airships over the years. Much of this material was indexed at the time but the collection has recently been added to by the inclusion of a number of historically important arrangement plans and other papers which were previously uncatalogued.

A former airship pilot and a passionate advocate for the use of airships, Lord Ventry was the editor of *The Airship* journal from Vol 1 No 1 Spring 1934 — Vol 7 No 6 Winter 1948/49 and co-author of *Jane's Pocket Book of Airship Development* (London: Macdonald & Jane's. 1976) and *Airship Saga* (Poole: Blandford Press Ltd 1982).

Some of the 'highlights' of the collection are summarised below:

Mooring Experiments carried out with R26. T.L.M. Boothby. RN Airship Station — Experimental Department, Pulham. 1919. 27pp. Illustrated.

1/125 scale drawing of HMA R33 Development [DRG No 40/P]. c.1919.

The Machinery of HM Rigid Airships R33 and R34 constructed by the Sunbeam Motor Car Co Limited, Moorfield Works, Wolverhampton: Reprinted from *Engineering* 2 and 16 April 1920. Sunbeam-Coatelen Aircraft Engines. Harrison & Sons, London. 8pp + 1p. Illustrated.

1/200 scale blueprint drawing showing comparative half-side and front-view arrangement diagrams for L71, R38 and R36 [DRG No S33]. Air Ministry — Airship Research Section. 1923.

1/200 scale R38 General Arrangement drawing [Blueprint drawing 609/38]. Royal Airship Works, Cardington. 1920.

Specification of New Designs of Rigid Airship R80 25L. 22 November 1917. Vickers Ltd — Airship Dept, Barrow-in-Furness. 1917. 12pp.

Notes regarding airship R100 constructed at Howden, East Yorks, by the Airship Guarantee Co, Ltd,

Press Visit on Thursday, 28 November 1929. Air Ministry, London. 10pp.

HMA R100 Inspection of Fins, Rudders, Elevators, Passenger Saloon, Corridors, Power and Control Cars — Analysis of Operations [Blueprint drawing]. c.1929.

File of papers and correspondence relating to the transatlantic crossings of HMA R100 to Canada and back. Aeronautical Inspection Directorate and Royal Airship Works, Cardington. 1930. Includes various structural assessment reports and passenger and crew lists.

Airworthiness Investigation of Airship R101 (Unpublished Air Ministry report — September 1929).

File of papers relating to the specification and design of the proposed new airship R102 ('Confidential'). Royal Airship Works, Cardington. 1930. *Work on the R102 design was cancelled in the aftermath of the crash of the rigid airship R101 near Beauvais in France in the early hours of 5 October 1930.*

Various papers relating to the siting, shed erection and hutting accommodation at the various Airship Mooring-out Stations. Admiralty. 1918.

*Examines the contemporary position and perceived future requirements of airship hangar storage, and includes detailed tables recording the airship station allocation of the various types of British military airships then in operation.*


Various pages of comparative data for French and Italian airships. Admiralty. c.1919.

Rigid Airship Trial Staff Notebook [Confidential — February 1917]. Admiralty Air Department. 123pp.

German Rigid Airships: Zeppelin L33 Plans A-M. Admiralty War Staff — Intelligence Division. 1917.

Proposed Allocation of Airships for Home Waters. Admiralty and Royal Air Force. 1918-1919.

Series of arrangement blueprint



**During its fourth trial flight on 24 August 1921 the R38 airship broke in two over the Humber estuary. The names of the 32 Anglo-American crew who died in the accident are recorded on the R38 Memorial Tablet (designed by the Art and Crafts Movement artist John Paul Cooper) which was originally unveiled on 29 June 1925 by the American Ambassador, Mr Alanson B. Houghton, in the Society's Library when the Society's offices were on the second floor of No 7 Albermarle Street. It is currently on display outside the Hawker Room on the first floor of Hamilton Place (right).**



diagrams for 'Storm' Type Kite [DRG No 02/900; 02/901-1-2; 02/902-1-2; 02/908; 02-1056-5; 02-4056] (six sheets). Air Ministry. 1940.

1/10 scale blueprint diagram of General Arrangement of AD500 Gondola [Drawing No 1214-03-00]. Airship Developments Ltd. 1980.

Goodyear Aircraft. Allen, H. Goodyear Tire & Rubber Co, Akron, OH. 1947. 162pp. Illustrated.

Consideration sur les Dirigeables Zeppelin, les Ballons rigides et les Ballons souples. Capitaine Bois. c.1913. 9pp.

Report on a Visit to the United States and Canada to study Airship Development (Unpublished typescript). R.S. Booth. 1932. 202pp.

The Development of Airship Construction: Paper read at the Spring Meetings of the Sixtieth Session of the Institution of Naval Architects, 10 April 1919. C.I.R. Campbell. 13pp.

Parc Aéronautique de Pau: Tourisme Aérien en Dirigeable a bord dur Croiseur transaérien 'Astra 1 — Ville-de-Pau'. Compagnie Générale Transaérienne. c.1909. 4pp. Illustrated.

The Balloon: a New and Original Farical Comedy in Three Acts. J.H. Darnley and G. Manville Fenn. Samuel French Ltd, London. c.1925. 56pp.

Brochure, passenger list and luggage label relating to *Hindenburg* flight to South America. Deutsche Zeppelin-Reederei, Frankfurt am Main. 1936.

Collection of various timetables, publicity material and 10 postcards for the airships LZ-127 *Graf Zeppelin*, LZ-129 *Hindenburg* and LZ-130 *Graf Zeppelin II*. Deutsche Zeppelin-Reederei, Frankfurt am Main. 1936-1937.

D'Orcy's Airship Manual: an International Register with a Compendium of the Airship's Elementary Mechanics. L. D'Orcy. The Century Co, New York. 1917. 232pp. Illustrated.

The Problems of Commercial Operation of Airships: Statement made to the Federal Aviation Commission at a Hearing, 29 October 1934 [Typescript]. Dr Hugo Eckener. 19pp.

Lecture on Maintenance, Flying, and Operations of Airships. J.N. Fletcher. RAF Staff College, Cranwell. 1918. 50pp. Illustrated.

Comparative Weights of Airship Planes. Frederick Sage and Co Ltd — Aeronautical Department, London. 1918. 1pp.

Germany's Rigid Airships in June 1916: Intelligence Circular No 7. General Headquarters — Home Forces, London. 11pp.

**Continued on p 12.**

Goodyear Airships: Balloons and Accessories. Goodyear Tire & Rubber Company, Akron, OH. 1920. 31pp. Illustrated.

The Hindenburg Souvenir Book: Published to commemorate the inauguration of Transatlantic Airship Transportation by the *Hindenburg*. H. Houston. Official Program Corporation, New York. 1936. 36pp. Illustrated.

International Airship Limited — Proposed Operations and Estimated Costs — Photographs and Specifications by the courtesy of the Goodyear Company (plus attached correspondence). 1936. 10pp.

Un Dirigeable Militaire: 'L'Adjudant-Vincenot' (1911-1916). E. Joux. Blondel la Rougery, Paris. 1931. 48pp. Illustrated.

Design Details of the Goodyear Model K Airship Parts 1-3. C.V.S. Knox. Aeronautical Digest Publishing Corp, Washington DC. 1945. 24pp. Illustrated.

Rapport Technique d'Ascension — Ballon Dirigeable 'Clement Bayard VII' — (Ascent No 11 of 6 April 1917). Capitaine P. Leroy. 1917. 5pp. *On 7 April 1917 the Clement Bayard VII airship General Meusnier crashed on coming down from an altitude test in France and was never delivered to the Imperial Russian Army.*

Organisation des Grands Centres de Dirigeables Allemande. Col P. Leroy. c.1920. 13pp. Illustrated.

Zeppelin-Reliefkarte Europa-Sudamerika 1:5 Millionen. Luftschiffbau Zeppelin. Ludwig Ravenstein AG, Frankfurt. c.1936.

Modern Airships: Lecture delivered at the House of Commons on 28 June 1920. E.M. Maitland. 14pp.

Description du Dirigeable Zeppelin IV LZ-16. Capitaine Martinot-Lagarde. c.1913. 24pp.

Leaves from my Logbook: Record of the First Officer of the Airship R100. G.F. Meager. Wingfoot Lighter-Than-Air Society, Akron, OH. 1961. 97pp. Illustrated.

The Army Airship Roma. J.B. Mitchell. Syms-Eaton Museum, Hampton, VA. 1973. 34pp. Illustrated.

Various papers relating to the status of airship hangars and seaplane bases along the Tyrrhenean and Ionian Coast and the Adriatic Coast. Office of the Chief of Staff of the Navy. 1918. *Includes tables recording the locations and dimensions of Italian airship hangars and the static and dynamic characteristics of Italian airships.*

Some Modern Developments in Rigid Airship Construction: Paper read at the Spring Meetings of the Sixty Ninth Session of the Institution of Naval Architects, 30 March 1928. V.C. Richmond. 15pp. Illustrated.

Report on the Lighter-than-Air Situation to the National Aeronautics Committee of the American Legion at New York City Tuesday 26 August 1947. C.E. Rosendahl. 30pp.

"They Were Dependable": Airship Operation World War II 7 December 1941 to September 1945. C.E. Rosendahl. US Naval Air Station, Lakehurst, NJ. 1946. 56pp. Illustrated.

We Need Airships: Reprinted from *Colliers* 10 June 1944. C.E. Rosendahl. Crowell Collier Publishing Company, New York. pp 5-12. Illustrated.

General arrangement blueprint drawing of Car of HMA SS Zero [Drawing No S.S.Z. 500]. Royal Naval Airship Construction Station, Wormwood Scrubs. 1918.

1/2500 scale drawing of the layout of RN Airship Station Pulham, Norfolk [Pulham Drawing Office No 343] and smaller blueprint drawing. 1918.

File of papers relating to the Investigation of Accommodation of Power Units within the Airship Hull Structure. Royal Airship Works, Cardington. 1929.

Plan of Standard Airship Landing Party Formation [Drawing Office Issue No 4927, 31.12.25]. Royal Airship Works — Cardington. 1925.

Der Luftschiffbau Schutte-Lanz 1909-1925. J. Schutte. Druck und Verlag von R. Oldenbourg, Munich. 1926. 152pp. Illustrated.

Zodiac — Dirigeables, Captifs, Spheriques, Parachutes, Treuils et Tenders d'Aérostation. Société Zodiac, Puteaux. c.1910. 32pp. Illustrated.

Extrait de l'Etude sur le Zeppelin L-49. Sous-Secrétariat d'état de L'Aéronautique, Militaire et Maritime, Paris. 1917. 15pp. Illustrated.

L'Aéronautique Militaire — Les Dirigeables Français et les Dirigeables Etrangers, l'Accident du 'République', l'Avenir: Conférence a l'Hotel des Ingénieurs Civils pour la Séance Solennelle de la Société Française de Navigation Aérienne le 13 Janvier 1910. E. Surcouf. L'Aéronaute, Paris. 1910. 16pp. Illustrated.


The Daniel Guggenheim Airship Institute: Reprinted from *Journal of Applied Physics*, Vol 9, No 1, January 1938. Th Troller. pp 24-29.

Airship Mooring Devices: Technical Regulations No 1170-266. US Air Corps, Washington, DC. 1929. 11pp. Illustrated.

Rigid Airship Manual 1927. US Navy Department — Bureau of Aeronautics, Washington DC. 413pp. Illustrated.

British Naval Non-Rigid Airships 1914-1918. Lord Ventry. c.1958. pp 26-33.

The Small Airship and National Defence. Lord Ventry. 1953. 21pp. Illustrated. *Includes a detailed discussion of the Airship Club's Bournemouth non-rigid airship design.*



From Société Zodiac catalogue c.1910.

Arrangement diagrams of Mooring Experiments — Barrow-in-Furness — 1917 [Naval Airship Station Walney Island Drawing No M3]. Vickers Ltd, Barrow-in-Furness. 1917.

1/100 scale arrangement drawing of Vickers Non-Rigid Airship Parseval Type 360,000 cbc ft Proposed Passenger Ship [Drawing No 108 P1]. Vickers Ltd, Barrow-in-Furness. 1919.


1/500 scale arrangement drawings of Vickers Patent Mooring Gear for Rigid Airships — Details of Aerodrome with Mooring Tower and Mooring Masts for Vickers Non-Rigid Airships (two sheets). Vickers Limited, Barrow-in-Furness. 1919.

Some Technical Aspects of the Commercial Airship: Lloyd's Register Staff Association Paper No 5 read 10 February 1926. B.N. Wallis. 23pp. Illustrated.

The Standardization of Data for Airship Calculations: Paper read at the Spring Meetings of the Sixty-Second Session of the Institution of Naval Architects, 17 March 1921. H.B. Wyn-Evans. 21pp.

Detailed listing of construction dates and physical dimensions of all Zeppelin Airships (Up to LZ 129) [Typescript]. c.1937. 7pp.

**All enquiries regarding the collection should be addressed to: Brian Riddle, Librarian, Royal Aeronautical Society, 4 Hamilton Place, London W1J 7BQ, UK. Tel: +44 (0)20 7670 4362. e-mail: brian.riddle@raes.org.uk**



Promotional leaflet for the 1936 transatlantic crossings of the Luftschiffbau Zeppelin LZ 129 Hindenburg.

Das Zeppelinluftschiff seine Entwicklung, Tätigkeit und Leistungen. F. Kollmann. Verlag von M.Krayn, Berlin. 1924. 80pp. Illustrated.

Zeppelin: the Story of Lighter-than-air Craft. E.A. Lehmann and L. Adelt. Longmans, Green and Co, London. 1937. 365pp. Illustrated.

Avenir de l'Aérostation Dirigeable en Russie. J. Leloup. Librairie P. Rosier, Paris. 1911. 62pp. Illustrated.

Projet d'Instruction Pratique sur la Navigation a l'Estime en Ballon Dirigeable. Lieutenant P. Leroy. 1914. 14pp. Illustrated.